



LucidTM

Technologies & Solutions

Building the Intelligent EnterpriseTM

Sisense DevOps Dashboard Accelerator

Oct 2020

SERVICES PROFILE

LUCID TECHNOLOGIES AND SOLUTIONS IS AN IMPLEMENTATION AND REFERRAL PARTNER OF SISENSE.

ADVISORY – HELPING CUSTOMERS DEVELOP IMPLEMENTATION ROADMAPS

IMPLEMENTATION – SETUP TO CUSTOMIZATIONS WITH ACCELERATORS

INTEGRATION/AUTOMATION – LEVERAGE OUR DIFFERENTIATOR AS METADATA EXPERTS

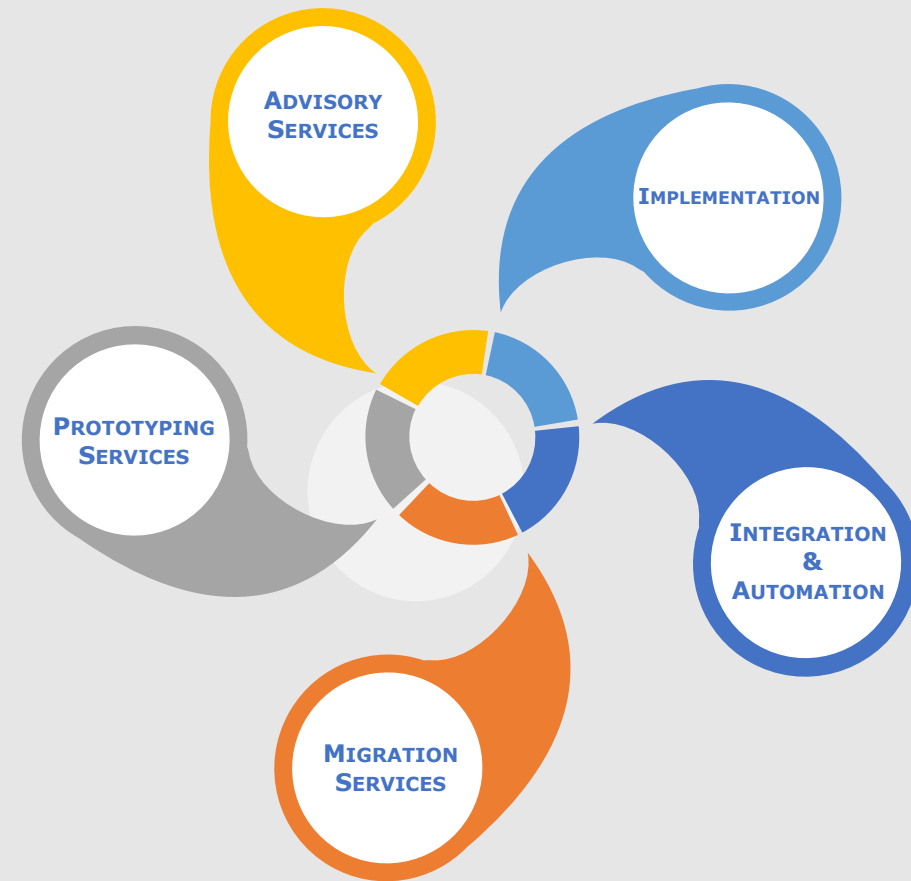
MIGRATION – ACCELERATORS AND UTILITIES

PROTOTYPING – HELP UNCOVER NEW USE CASES AND EXTEND PLATFORM INVESTMENTS

OUR APPROACH IS HELPING CUSTOMERS DERIVE INCREMENTAL BUSINESS VALUE IN A PHASED APPROACH



Building the Intelligent EnterpriseTM



Business Problem

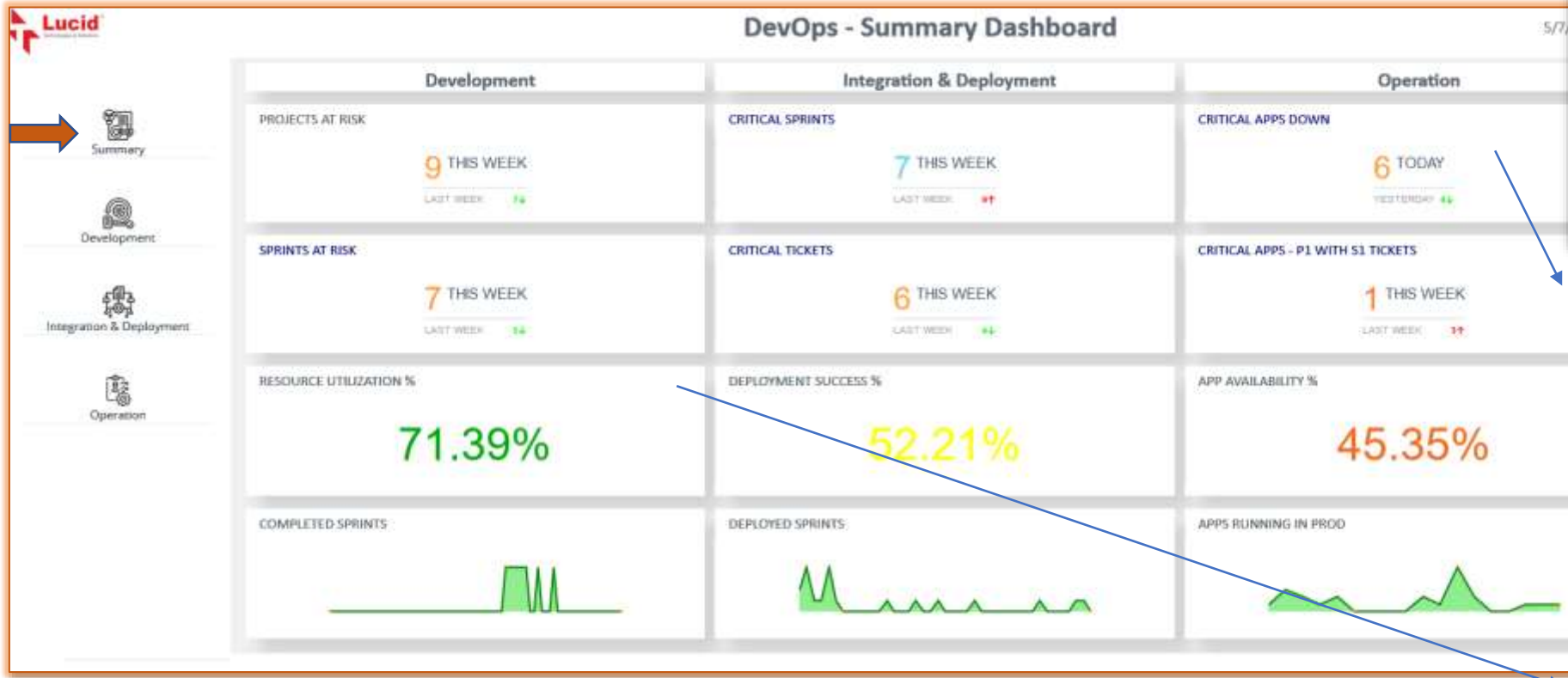
- Software development and delivery is an increasingly difficult practice to master
- KPIs required to manage overall organizational process health rely on a combination of data from across multiple Development, Deployment, and Operational platforms
- Leaders need the ability to predict trends and quickly triage problems by exception

Benefits of the Lucid DevOps Dashboard Accelerator

- Leverages key Sisense features:
 - ElastiCubes used to mash-up data from multiple systems with qualitative functional department inputs
 - BloX used to improve visualization with trend indicators
 - Drill-down on BloX indicators to see exceptions driving trends
 - AI Exploration Path used to auto-suggest visualization and uncover additional insights
 - Pulse used to allow self-service trigger actions based on configurable thresholds
 - Quest used to provide predictive insights
- Lucid's integration to Service Management platforms
 - Enables ticket initiation from within dashboard
- Executive dashboards with core DevOps KPIs with individual supporting functional sub-dashboards
 - Customizable for each organization's KPI categories and organization structure
 - Support for multiple source DevOps platforms

Key Features:

- ✓ Left Side Tab options
- ✓ Trending arrows
- ✓ Exploratory Paths
- ✓ BloX Sparkline, Filters, and Actions
- ✓ Jump to Dashboard Plugin
- ✓ Drill Hierarchies
- ✓ Pulse Alerts
- ✓ Usage Analytics



Add to Pulse

Name:

Alert Condition:

Threshold
 Automatic
 Always

You will be notified when the value is:

Greater than *

[Advanced](#)

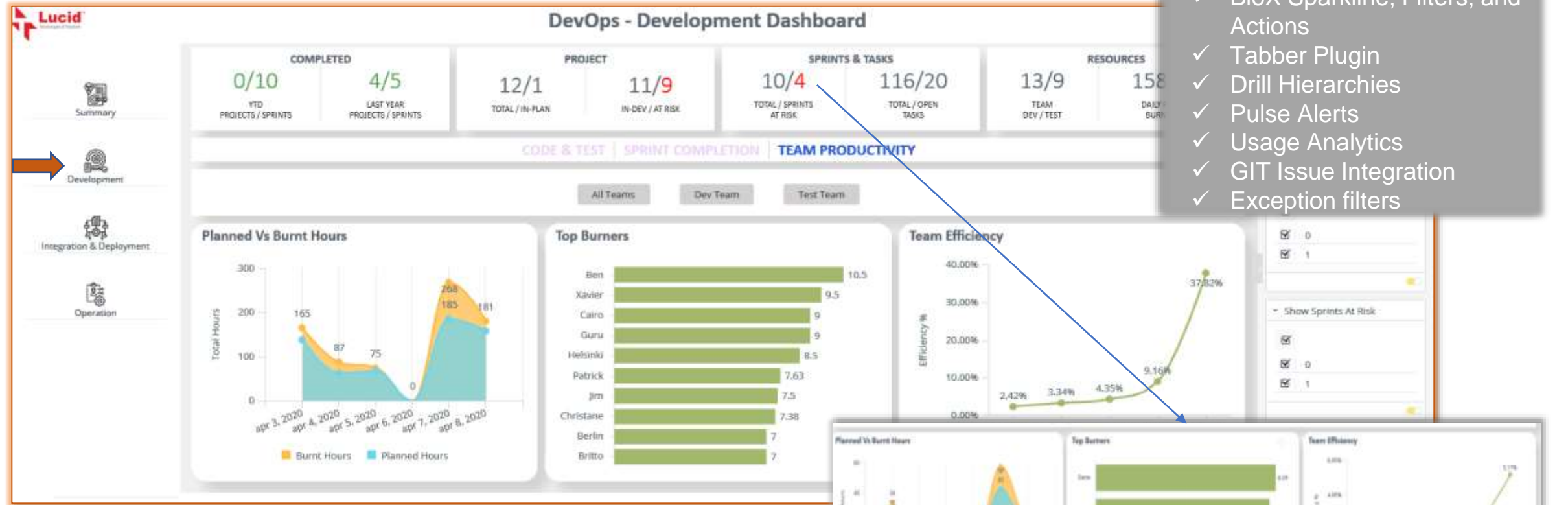


- Executive dashboard combines key KPIs from Development, Deployment, and Operations.
- Metrics configurable for each client
- Allows drill to lower dashboards with focus on exception drivers
- User defined Pulse alerts
- Exploratory Path driven visualization suggestions (see insert)



Development Dashboard – Productivity (Exception Analysis)

- Key Features:**
- ✓ Left Side Tab options
 - ✓ BloX Sparkline, Filters, and Actions
 - ✓ Tabber Plugin
 - ✓ Drill Hierarchies
 - ✓ Pulse Alerts
 - ✓ Usage Analytics
 - ✓ GIT Issue Integration
 - ✓ Exception filters



- Dashboard's KPI are active filters that allow quick identification of exception drivers (see insert)
- Active filters allow drilling into better insights (see insert)
- Tabber feature splits Sprint / Coding / Productivity dashboards
- Preset filter buttons provide quick visualizations
- Exploratory Path driven visualization suggestions (see insert)





Development Dashboard – Productivity (Prediction)

- Key Features:**
- ✓ BloX Sparkline, Filters, and Actions
 - ✓ Multi-platform data
 - ✓ Exception filters
 - ✓ Quest prediction
 - ✓ Pulse Alerts



- Quest prediction allows for selection of multiple prediction models for deeper analysis
- Models use data from multiple platforms
- Drill down to key attributes affecting prediction
- User defined Pulse Alerts based on model threshold

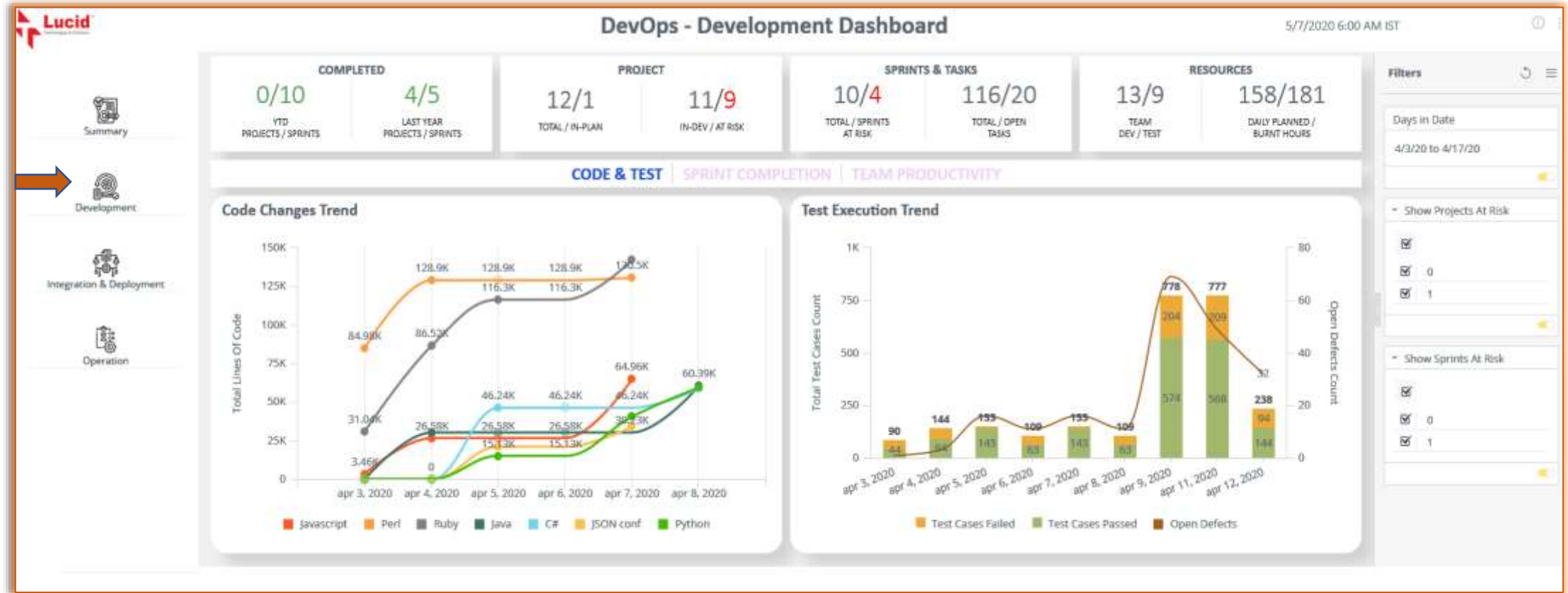
Lucid™ Development Dashboard – Sprints (Active Filters focus on Priorities)

Key Features:

- ✓ BloX Sparkline, Filters, and Actions
- ✓ Multi-platform data
- ✓ Exception filters
- ✓ Pulse Alerts
- ✓ Active filters

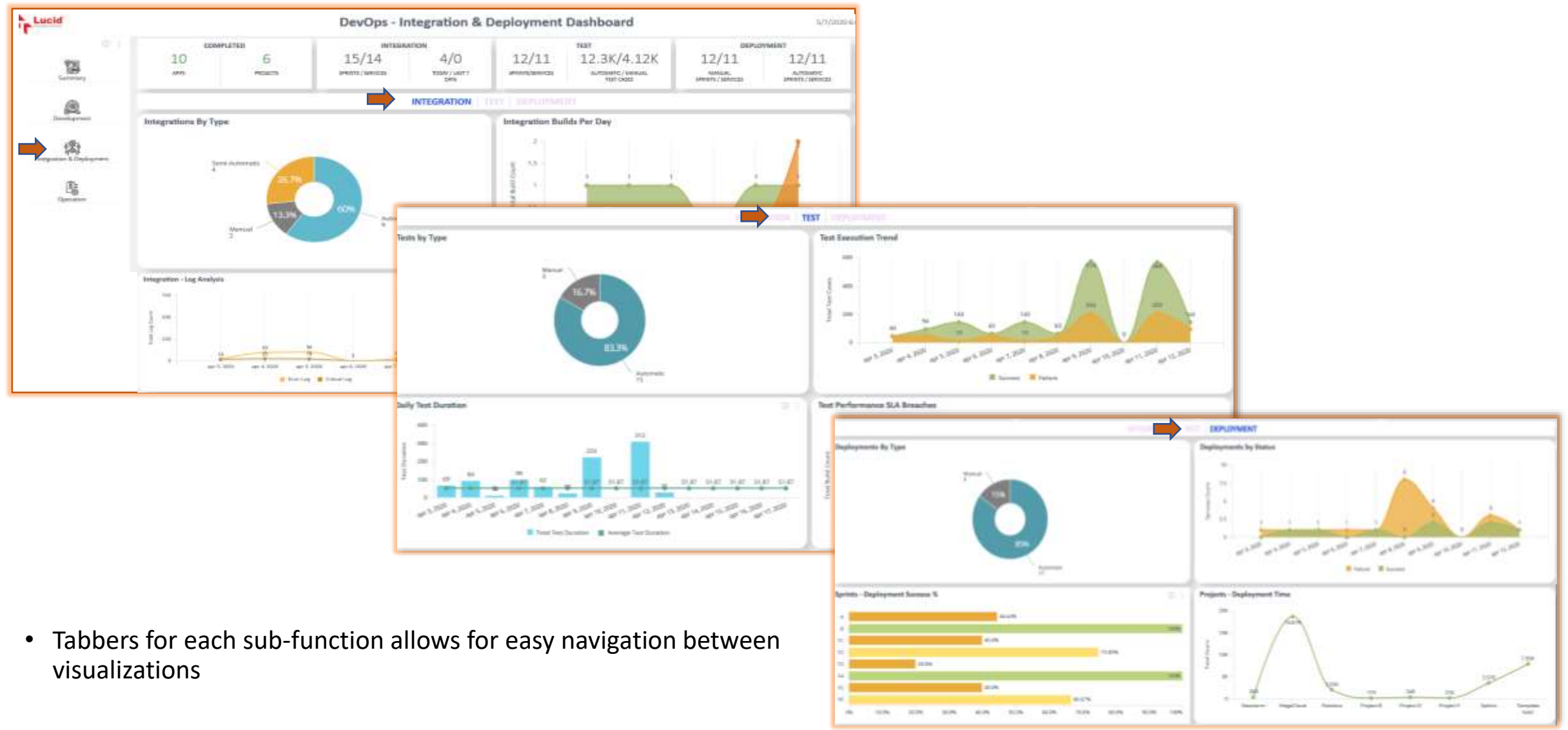


- Active filter selection on one chart applies to all visualizations





Integration – Test – Deployment Dashboard tabs



- Tabbers for each sub-function allows for easy navigation between visualizations



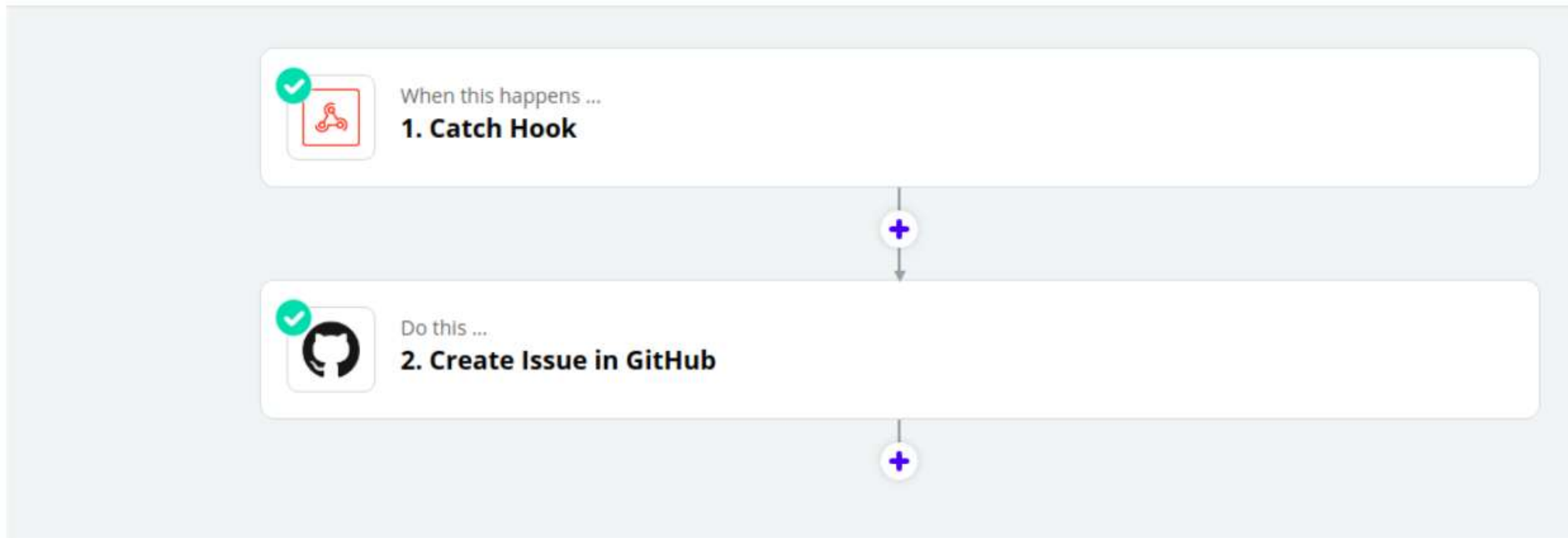
Operations – Applications, Services, and Tickets Dashboards



- Present filter buttons allow for focused attention on the highest priority areas
- Integration with Service Management platform allows for in-dashboard actions and triggers into a ticket management platform

Zapier Webhook – GitHub Integration

<  / **Sisense Github Integration Webhook**



Note: When pulse alert exceeds threshold value, then issue is created in GitHub using the Zapier Webhook.



Intelligent Data Solutions Designed & Delivered

www.lucidtechsol.com

Srinath Jagannathan | srinathj@lucidtechsol.com | 610 849 0798